
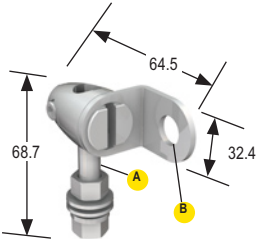

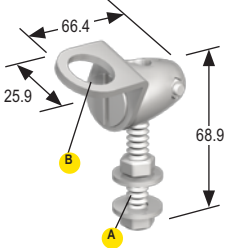




Mounting Brackets


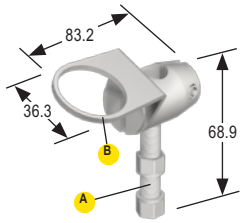


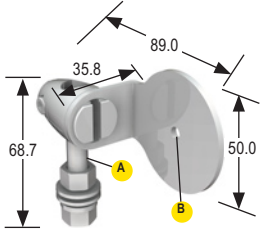
Model	Used With	Features	Dimensions (all measurements in mm)
SMB12FA	<p>Barrel Mount</p>  <ul style="list-style-type: none"> • M12 • MINI-BEAM[®]2 	<ul style="list-style-type: none"> • Swivel bracket with tilt and pan movement for precision adjustment • 12 mm sensor mounting hole 	 <p> A = 3/8 - 16 x 50.8 Hole size: B = \varnothing 12.1 </p>
SMB18FA	<p>Barrel Mount</p>  <ul style="list-style-type: none"> • QS18 • MINI-BEAM • S18/M18/T18 • S18U • QS18U • Q45UR M18C2 • Q45UR S18C2 • T18U • T-GAGE M18T • EZ-LIGHT M18 • EZ-LIGHT T18 	<ul style="list-style-type: none"> • Swivel bracket with tilt and pan movement for precision adjustment • 18 mm sensor mounting hole 	 <p> A = 3/8 - 16 x 50.8 Hole size: B = \varnothing 18.1 </p>
	<p>Bracket-to-Bracket</p>  <ul style="list-style-type: none"> • SMBQS18A • SMBQS18Y • SMBQS18YL • SMB4050YL 		
	<p>Base Mount</p>  <ul style="list-style-type: none"> • Q25 • QS18 Universal Voltage 		

⚠ WARNING . . . Not To Be Used for Personnel Protection


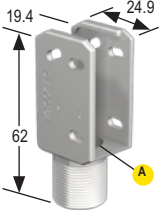

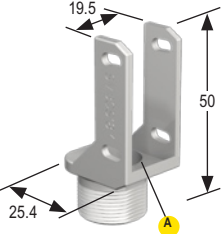

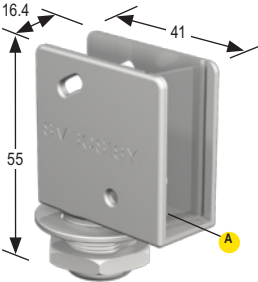

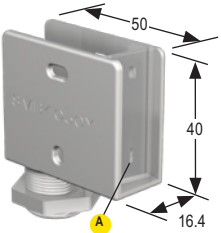
Never use these products as sensing devices for personnel protection. Doing so could lead to serious injury or death.

These sensors do NOT include the self-checking redundant circuitry necessary to allow their use in personnel safety applications. A sensor failure or malfunction can cause either an energized or de-energized sensor output condition. Consult your current Banner Safety Products catalog for safety products which meet OSHA, ANSI and IEC standards for personnel protection.


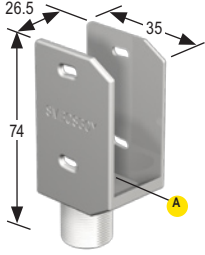

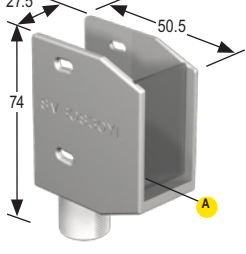
Accessory Mounting Brackets

SMB30FA	<p>Barrel Mount</p> 	<ul style="list-style-type: none"> • QS30 • SM30/SMI30 • S30 • T30 • T30U • EZ-LIGHT T30 	<ul style="list-style-type: none"> • Swivel bracket with tilt and pan movement for precision adjustment • 30 mm sensor mounting hole 	 <p>A = 3/8 -16 x 50.8 Hole size: B = \varnothing 30.1</p>
	<p>Base Mount</p> 	<ul style="list-style-type: none"> • Q40 • Q45 • Q45U • Q45UR • QT50U • OMNI-BEAM • OTB/LTB • VTB • STB • K50 • QT50R • EZ-LIGHT K50L 		
SMB50RFA	<p>Round Reflector Mount</p> 	<ul style="list-style-type: none"> • BRT-35DM • BRT-50D • BRT-42D • BRT-34T 	<ul style="list-style-type: none"> • Swivel bracket with tilt and pan movement for precision adjustment • 50 mm diameter plate for mounting a round reflector 	 <p>A = 3/8 -16 x 50.8 Hole size: B = \varnothing 5.4</p>

Accessory Mounting Brackets

<p>SMBQS18A</p>	<p>Side Mount</p> 	<ul style="list-style-type: none"> • QS18 (DC only) • QS18U • QS18AF 	<ul style="list-style-type: none"> • Wrap-around, die-cast protection bracket • Base fits 18 mm hole • Metal hex nut, lock washer and grommet included 	 <p>Hole size: A = \varnothing 15,3</p>
<p>SMBQS18Y</p>	<p>Side Mount</p> 	<ul style="list-style-type: none"> • QS18 (DC only) • QS18U 	<ul style="list-style-type: none"> • Die-cast bracket for 18 mm holes • Metal hex nut and lock washer included • Allows $\pm 8^\circ$ tilt adjustment for cabled sensors 	 <p>Hole size: A = \varnothing 15.3</p>
<p>SMBQS18YL</p>	<p>Side Mount</p> 	<ul style="list-style-type: none"> • QS18AF 	<ul style="list-style-type: none"> • Heavy-duty die-cast bracket for industrial protection • M18 vertical mount option • Nut and lock washer included • Replaceable window (QS18LAF250 only) 	 <p>Hole size: A = \varnothing 15.3</p>
<p>SMB4050YL</p>	<p>Base Mount</p> 	<ul style="list-style-type: none"> • QS18 (DC only) (except QS18AF) 	<ul style="list-style-type: none"> • Heavy-duty die-cast bracket designed for industrial protection • M18 vertical mount option • Nut and lock washer included • Replaceable window for use with some sensor models • See datasheet 140733 for compatibility information 	 <p>Hole size: A = \varnothing 15.3</p>

Accessory Mounting Brackets

<p>SMBQS30Y</p>	<p>Side Mount</p> 	<ul style="list-style-type: none"> • QS30 (DC only) 	<ul style="list-style-type: none"> • Wrap-around die-cast bracket • M18 vertical mount option • $\pm 8^\circ$ tilt adjustment with cabled units • Nut and lock washer included 	 <p>Hole size: A = \varnothing 15.3</p>
<p>SMBQS30YL</p>	<p>Side Mount</p> 	<ul style="list-style-type: none"> • QS30 (DC only) 	<ul style="list-style-type: none"> • Heavy-duty die-cast bracket designed for industrial protection • M18 vertical mount option • Replaceable window • Nut and lock washer included 	 <p>Hole size: A = \varnothing 15.3</p>

For additional mounting options, see applicable product datasheets



WARRANTY: Banner Engineering Corp. warrants its products to be free from defects for one year. Banner Engineering Corp. will repair or replace, free of charge, any product of its manufacture found to be defective at the time it is returned to the factory during the warranty period. This warranty does not cover damage or liability for the improper application of Banner products. This warranty is in lieu of any other warranty either expressed or implied.